


Commonwealth of Pennsylvania
Department of Aging

DATE: February 17, 2017

TO: Area Agency on Aging Directors

FROM: Teresa Osborne 
Secretary

SUBJECT: Area Agency on Aging (AAA) Program Requirements, Planning Allocations and Aging Services Block Grant Format for FY 2016-17 Revision #2.


Area Agencies on Aging (AAAs) are advised that the Department of Aging has prepared APD #17-01-03 "Area Agency on Aging (AAA) Program Requirements, Planning Allocations and Aging Services Block Grant Format for FY 2016-17 Revision #2". The APD supplements APD # 17-01-01 and is available to be electronically accessed on the AAAEXCEL drive.

Highlights of the changes within this APD include:

- An overall \$4.3M increase in adjustments to the Block Grant and Other allocations based on reported needs by the AAA network. Major portions of the changes include:
 - A \$4.5M increase in Block Grant Supplement funding. This fully supports reported funding needs in Regular Block Grant, Options Services, and Block Grant Supplement allocations.
 - A \$375K decrease in Caregiver Support funding based on reported needs by the AAA network.
 - A \$244K decrease in the Federal Caregiver Support Program based on reported needs by the AAA network.
 - An overall \$1.4M increase in several Apprise funded programs.

Please forward questions regarding this information to Rob Heinlen. He can be contacted by telephone at (717) 772-0192 or by email rheinlen@pa.gov.

As always, thank you for your cooperation with meeting the budget submission requirements.


 COMMONWEALTH OF PENNSYLVANIA DEPARTMENT OF AGING Harrisburg, PA. 17101	PENNSYLVANIA DEPARTMENT OF AGING	
	1. File Number: APD # 17-01-03	2. Disposition: Supplements APD # 17-01-01
	3. Issuance Date: February 17, 2017	4. Effective Date: July 1, 2016
	5. Program Area: AAA Administration	
6. Origin: Bureau of Finance		7. Contact: Bureau of Finance (717) 772-0192

AGING PROGRAM DIRECTIVE

SUBJECT: AREA AGENCY ON AGING (AAA) PROGRAM REQUIREMENTS, PLANNING ALLOCATIONS AND AGING SERVICES BLOCK GRANT FORMAT FOR FY 2016-2017-REVISION #2

TO: COUNTY COMMISSIONERS
 COMPTROLLER
 EXECUTIVE STAFF
 AREA AGENCIES ON AGING
 ADMINISTRATION ON AGING
 PA ASSOCIATION OF AREA AGENCIES ON AGING

CHAIRPERSONS, NON-PROFIT AAA GOVERNING BOARDS
 PDA GRANTEES AND CONTRACTORS
 COUNTY COMMISSIONERS
 ASSOCIATION OF PENNSYLVANIA

FROM: 
 Teresa Osborne
 Acting Secretary
 Pennsylvania Department of Aging

PURPOSE:

The purpose of this Aging Program Directive (APD) is to supplement the AAA network allocations and reporting requirements provided by APD 17-01-01 "AREA AGENCY ON AGING (AAA) PROGRAM REQUIREMENTS, PLANNING ALLOCATIONS AND AGING SERVICES BLOCK GRANT FORMAT FOR FY 2016-2017-REVISION #1".

BACKGROUND:

This APD transmits revised allocation amounts and reporting requirements to the AAA network. This APD works in tandem with the information previously provided by APD 17-01-01 and 16-01-02. The AAAs are advised to frequently refer to this APD, APD 17-01-01, and APD 16-01-02 throughout their fiscal budgeting and expenditure processes.

1. REGULAR BLOCK GRANT, BLOCK GRANT SUPPLEMENT, AND OTHER-OPTIONS SERVICES

The Department has received requests from AAAs to adjust their existing allocations in order to meet a variety of organization specific needs. AAA requested alterations to their Block Grant, Options Services and Block Grant Supplement funds are shown as a single adjustment to their Block Grant Supplement allocation.

2. FAMILY CAREGIVER PROGRAMS

Working in conjunction with the AAA network funding needs have been identified and the appropriate adjustments are being made based on projections through the end of the fiscal year.

3. OTHER FUNDS

Additional funding is being provided for APPRISE related activities.

4. REPORTING REQUIREMENTS

A Line Item Budget and an A01 budget document are due with this revision. The amounts for these documents should agree with the allocations shown on the Amended ABG Allocation No. 2 worksheet of the accompanying ABGATCHA.

A revised Options Spending Plan needs to be submitted by any AAA whose Options Services allocations have been altered by this APD. For any remaining AAA a revised plan should be submitted if agency necessities have changed and there is a need to adjust spending priorities.

The revised Line Item Budget (LIB17XXA), A01 (Period 2), and Options Spending Plan (**Amended Budget**) is due to the Department no later than **30** days after the issuance of this APD.

Questions regarding this APD should be directed to Rob Heinlen (rheinlen@pa.gov) at 717.772.0192 or Mike Fowler (mfowler@pa.gov) at 717.783.3471.

ORIGINAL
BLOCK GRANT ALLOCATION
FY 2016-17

	(1) REGULAR BLOCK GRANT	(2) CAREGIVER SUPPORT	(3) FED. CAREGIVER SUPPORT	(4) NSIP	(5) APPRISE	(6) HEALTH PROMOTION	(7) OTHER	(8) TOTAL ALL FUNDS
01	ERIE	4,411,598	156,011	134,766	66,325	20,097	25,670	4,814,467
02	CRAWFORD	2,137,845	94,962	55,848	47,328	10,676	12,253	2,358,712
03	CAM/ELK/MCKEAN	2,104,494	104,392	69,567	35,588	11,237	13,477	2,338,745
04	BEAVER	3,472,650	120,693	115,200	23,968	15,815	22,039	3,770,365
05	INDIANA	1,949,787	72,332	65,877	51,905	10,185	12,618	2,162,704
06	ALLEGHENY	29,841,874	1,024,998	1,027,359	419,218	107,000	158,619	32,578,675
07	WESTMORELAND	7,750,368	279,704	249,205	123,773	33,328	47,027	8,483,405
08	WASH/FAY/GREENE	10,511,355	393,598	534,972	354,972	39,938	68,098	11,902,461
09	SOMERSET	2,326,690	81,631	93,246	72,579	11,799	14,877	2,600,822
10	CAMBRIA	4,034,624	140,343	133,780	178,185	17,087	25,081	4,529,100
11	BLAIR	2,763,377	114,081	109,683	118,872	11,735	17,034	3,134,782
12	BEDFULT/HUNT	3,121,983	120,022	106,084	66,408	14,807	19,221	3,448,525
13	CENTRE	1,381,274	45,132	36,131	42,134	10,000	8,909	1,523,580
14	LYCOM/CLINTON	3,159,609	117,392	98,452	80,902	16,355	18,458	3,491,168
15	COLUMMONT	1,789,613	66,474	53,326	26,258	10,000	10,126	1,955,797
16	NORTHUMBERLAND	2,955,045	122,953	109,123	38,516	11,327	17,718	3,254,682
17	UNION/SNYDER	1,295,880	41,818	38,788	16,745	10,000	8,635	1,411,866
18	MIFF/JUNIATA	1,827,966	64,559	74,111	44,916	10,222	11,964	2,034,038
19	FRANKLIN	2,436,382	83,393	78,131	66,537	15,528	14,543	2,694,514
20	ADAMS	1,263,446	39,383	32,448	29,737	10,175	7,955	1,383,144
21	CUMBERLAND	2,273,659	80,733	57,284	21,248	17,010	9,223	2,459,157
22	PERRY	767,004	25,396	23,988	28,966	10,000	7,923	863,277
23	DAUPHIN	4,488,392	171,730	127,675	76,056	18,822	23,922	4,906,597
24	LEBANON	1,934,714	68,543	56,539	40,187	11,419	9,146	2,120,548
25	YORK	5,364,017	199,228	133,054	204,767	27,448	25,017	5,953,531
26	NANCASTER	5,609,385	198,436	164,965	60,962	33,008	30,859	6,097,616
27	CHESTER	3,786,491	114,753	74,312	65,733	25,091	14,330	4,060,710
28	MONTGOMERY	8,212,898	236,029	238,996	222,009	47,311	27,365	8,984,608
29	BUCKS	5,247,058	206,856	197,793	80,421	33,291	24,480	5,789,899
30	DELAWARE	8,091,925	278,240	230,814	92,073	35,954	44,239	8,773,245
31	PHILADELPHIA	56,025,863	1,702,584	2,431,642	803,598	107,007	307,815	61,378,529
32	BERKS	6,004,484	235,166	262,043	158,820	29,191	32,781	6,722,485
33	LEHIGH	4,654,532	172,458	119,971	42,792	21,310	17,348	5,028,411
34	NORTHAMPTON	4,087,354	153,486	102,099	73,788	19,506	19,316	4,455,549
35	PIKE	714,453	25,399	20,229	20,886	10,000	7,908	798,675
36	B/S/S/IT	3,993,199	141,181	136,248	98,526	20,201	24,698	4,414,053
37	LUZERNE/WYOMING	9,360,224	343,992	282,547	219,977	31,720	54,157	10,292,617
38	LACKAWANNA	5,223,495	202,907	231,866	124,838	18,501	33,436	5,835,043
39	CARBON	1,185,509	44,213	39,403	30,902	10,000	7,982	1,318,009
40	SCHUYLKILL	4,568,989	181,495	156,510	56,510	18,478	29,322	5,011,304
41	CLEARFIELD	2,229,583	79,676	76,522	110,248	11,341	14,212	2,521,582
42	JEFFERSON	1,281,851	51,609	59,466	28,077	10,000	8,874	1,439,877
43	FOREST/WARREN	1,026,619	34,269	30,176	27,753	10,000	7,946	1,136,763
44	VENANGO	1,267,563	48,574	55,242	36,106	10,000	8,569	1,426,054
45	ARMSTRONG	1,994,604	75,493	62,026	10,719	10,000	12,115	2,226,585
46	LAWRENCE	2,116,483	79,407	65,793	43,094	10,341	12,981	2,328,059
47	MERCER	2,322,893	80,316	77,331	41,142	13,302	14,661	2,549,645
48	MONROE	1,655,963	46,961	65,227	37,809	13,317	8,435	1,827,712
49	CLARION	954,686	32,868	43,252	29,696	10,000	7,961	1,078,463
50	BUTLER	2,546,870	104,331	112,372	40,781	16,742	14,150	2,835,246
51	POTTER	589,962	25,400	20,017	14,811	10,000	7,905	668,095
52	WAYNE	1,178,872	35,500	38,682	55,045	10,000	8,635	1,326,734
TOTALS								276,500,230
TOTALS								276,500,230

CHANGE 1
BLOCK GRANT ALLOCATION
FY 2016-17

	(1) REGULAR BLOCK GRANT	(2) CAREGIVER SUPPORT	(3) FED. CAREGIVER SUPPORT	(4) NSIP	(5) APPRISE	(6) HEALTH PROMOTION	(7) OTHER	(8) TOTAL ALL FUNDS
01	ERIE	0	-	10,319	-	-	500,809	511,128
02	CRAWFORD	0	-	26,763	-	-	736,186	762,949
03	CAM/ELK/MCKEAN	0	-	3,650	-	-	367,807	371,457
04	BEAVER	0	-	1,770	-	-	503,008	504,778
05	INDIANA	0	-	3,581	-	-	492,914	496,495
06	ALLEGHENY	0	-	66,913	-	-	2,125,797	2,192,710
07	WESTMORELAND	0	-	13,602	-	-	943,915	957,517
08	WASH/FAY/GREENE	0	-	41,231	-	-	955,475	996,706
09	SOMERSET	0	-	26,776	-	-	756,240	783,016
10	CAMBRIA	0	-	32,200	-	-	457,513	489,713
11	BLAIR	0	-	14,876	-	-	683,913	698,789
12	BED/FULT/HUNT	0	-	9,336	-	-	533,660	542,996
13	CENTRE	0	-	5,525	-	-	405,310	410,835
14	LYCOM/CLINTON	0	-	18,302	-	-	530,039	548,341
15	COLUM/WMONT	0	-	305	-	-	594,563	594,868
16	NORTHUMBERLAND	0	-	10,576	-	-	332,015	342,591
17	UNION/SNYDER	0	-	18,123	-	-	538,402	556,525
18	PIFF/JUNIATA	0	-	10,209	-	-	471,367	481,576
19	FRANKLIN	0	-	7,648	-	-	463,265	470,913
20	ADAMS	0	-	3,240	-	-	356,236	359,476
21	CUMBERLAND	0	-	4,654	-	-	497,973	502,627
22	PERRY	0	-	1,001	-	-	290,249	291,250
23	DAUPHIN	0	-	17,529	-	-	232,136	249,665
24	LEBANON	0	-	29,507	-	-	767,367	796,874
25	YORK	0	-	64,839	-	-	1,463,074	1,527,913
26	LANCASTER	0	-	22,768	-	-	1,497,987	1,520,755
27	CHESTER	0	-	6,393	-	-	732,970	739,363
28	MONTGOMERY	0	-	60,474	-	-	2,168,365	2,228,839
29	BUCKS	0	-	21,380	-	-	1,096,384	1,117,764
30	DELAWARE	0	-	39,760	-	-	1,369,334	1,409,094
31	PHILADELPHIA	0	-	123,630	-	-	3,117,270	3,240,900
32	BERKS	0	-	15,243	-	-	966,690	981,933
33	LEHIGH	0	-	12,641	-	-	728,902	741,543
34	NORTHAMPTON	0	-	31,680	-	-	836,020	867,700
35	PIKE	0	-	6,598	-	-	245,728	252,326
36	B/S/SIT	0	-	35,082	-	-	910,115	945,197
37	LUZERNE/WYOMING	0	-	21,160	-	-	402,395	423,555
38	LACKAWANNA	0	-	22,847	-	-	645,448	668,295
39	CARBON	0	-	1,199	-	-	258,373	259,572
40	SCHUYLKILL	0	-	14,610	-	-	476,939	491,549
41	CLEARFIELD	0	-	24,248	-	-	472,854	497,102
42	JEFFERSON	0	-	14,636	-	-	215,444	230,080
43	FOREST/WARREN	0	-	3,263	-	-	211,397	214,660
44	VENANGO	0	-	10,112	-	-	341,639	351,651
45	ARMSTRONG	0	-	15,274	-	-	374,186	389,460
46	LAWRENCE	0	-	25,471	-	-	351,535	377,006
47	MERCER	0	-	9,523	-	-	476,581	486,104
48	MONROE	0	-	11,886	-	-	689,283	701,169
49	CLARION	0	-	12,043	-	-	257,587	269,630
50	BUTLER	0	-	17,086	-	-	603,446	620,532
51	POTTER	0	-	1,947	-	-	225,601	227,548
52	WAYNE	0	-	13,168	-	-	758,315	771,483
	TOTALS	-	-	1,036,697	-	-	36,429,921	37,466,518

AMENDMENT #1
BLOCK GRANT ALLOCATION
FY 2016-17

	(1) REGULAR BLOCK GRANT	(2) CAREGIVER SUPPORT	(3) FED. CAREGIVER SUPPORT	(4) NSIP	(5) APPRISE	(6) HEALTH PROMOTION	(7) OTHER	(8) TOTAL ALL FUNDS
01	ERIE	4,411,598	134,766	76,644	20,097	25,670	500,809	5,325,595
02	CRAWFORD	2,137,845	94,962	74,091	10,676	12,253	736,186	3,121,661
03	CAMIELK/MCKEAN	2,104,494	104,392	39,238	11,237	13,477	367,807	2,710,202
04	BEAVER	3,472,650	120,693	25,738	15,815	22,039	503,008	4,275,143
05	INDIANA	1,949,787	72,332	55,486	10,185	12,618	492,914	2,659,199
06	ALLEGHENY	29,841,874	1,024,598	486,131	107,007	158,619	2,125,797	34,771,385
07	WESTMORELAND	7,750,368	279,704	137,375	33,328	47,027	943,915	9,440,922
08	WASH/FAY/GREENE	10,511,355	393,598	534,972	39,938	68,098	955,475	12,899,167
09	SOMERSET	2,326,690	81,631	93,246	11,799	14,877	756,240	3,383,838
10	CAMBRIA	4,034,624	140,343	210,385	17,087	25,081	457,513	5,018,813
11	BLAIR	2,763,377	114,081	133,748	11,735	17,034	683,913	3,833,571
12	BED/FULT/HUNT	3,121,983	120,022	106,084	14,807	19,221	533,660	3,991,521
13	CENTRE	1,381,274	45,132	47,659	10,000	8,909	405,310	1,934,415
14	LYCOM/CLINTON	3,159,609	117,392	98,452	16,355	18,458	530,039	4,039,509
15	COLUM/MONT	1,789,613	66,474	53,326	10,000	10,126	594,563	2,550,665
16	NORTHUMBERLAND	2,955,045	122,953	108,123	11,327	17,718	332,015	3,597,273
17	UNION/SNYDER	1,295,880	41,818	38,788	10,000	8,635	538,402	1,968,391
18	MIF/JUNIATA	1,827,966	64,659	55,125	10,222	11,964	471,367	2,515,614
19	FRANKLIN	2,436,382	83,393	74,185	15,528	14,543	463,265	3,165,427
20	ADAMS	1,263,446	39,383	32,448	10,175	7,955	356,236	1,742,620
21	CUMBERLAND	2,273,659	80,733	57,284	17,010	9,223	497,973	2,961,784
22	PERRY	767,004	25,396	23,988	10,000	7,923	290,249	1,154,527
23	DAUPHIN	4,488,392	171,730	127,675	18,822	23,922	232,136	5,166,262
24	LEBANON	1,934,714	68,543	69,694	11,419	9,146	767,367	2,917,422
25	YORK	5,364,017	199,228	133,054	26,906	25,017	1,463,074	7,481,444
26	LANCASTER	5,609,386	196,436	164,965	33,730	30,859	1,497,987	7,618,371
27	CHESTER	3,766,491	114,712	72,126	25,091	14,330	732,970	4,800,073
28	MONTGOMERY	8,212,598	236,029	238,996	47,311	27,365	2,168,365	11,213,447
29	BUCKS	5,247,058	206,856	101,801	33,291	24,480	1,096,384	6,907,663
30	DELAWARE	8,091,925	278,240	131,833	35,954	44,239	1,369,334	10,182,339
31	PHILADELPHIA	56,025,863	1,702,584	927,228	107,007	307,815	3,117,270	64,619,429
32	BERKS	6,004,484	235,166	174,063	29,191	32,781	966,690	7,704,418
33	LEHIGH	4,654,532	172,458	119,971	21,310	728,902	5,769,954	10,716,172
34	NORTHAMPTON	4,087,354	153,486	102,099	19,506	19,316	836,020	5,323,249
35	PIKE	714,453	25,399	20,229	10,000	7,908	245,728	1,051,001
36	B/S/SIT	3,993,199	141,181	136,248	20,201	24,698	910,115	5,359,250
37	LUZERNE/WYOMING	9,360,224	343,992	282,547	31,720	54,157	402,395	10,716,172
38	LACKAWANNA	5,223,495	202,907	231,866	18,501	33,436	645,448	6,503,338
39	CARBON	1,185,509	44,213	39,403	10,000	7,982	258,373	1,577,581
40	SCHUYLKILL	4,568,989	181,495	156,510	18,478	29,322	476,939	5,502,853
41	CLEARFIELD	2,229,583	79,676	134,496	11,341	14,212	472,854	3,018,684
42	JEFFERSON	1,281,851	51,609	59,466	10,000	8,874	215,444	1,669,957
43	FOREST/WARREN	1,026,619	34,289	30,176	10,000	7,946	211,397	1,351,423
44	VENANGO	1,267,563	48,574	55,242	10,000	8,569	341,539	1,777,705
45	ARMSTRONG	1,994,604	75,493	62,026	10,719	12,115	374,186	2,616,045
46	LAWRENCE	2,116,483	79,407	68,525	10,341	12,981	351,535	2,705,065
47	MERCER	2,322,893	80,316	77,331	13,302	14,661	476,581	3,035,749
48	MONROE	1,655,963	46,961	55,227	13,317	8,435	689,283	2,528,881
49	CLARION	954,686	32,868	43,252	10,000	7,961	257,587	1,348,093
50	BUTLER	2,546,870	104,331	112,372	57,867	14,150	603,446	3,456,778
51	POTTER	589,962	25,400	20,017	10,000	7,905	225,601	895,643
52	WAYNE	1,178,872	35,500	38,682	10,000	8,635	758,315	2,098,217
TOTALS		251,275,475	8,761,000	9,009,971	6,000,000	1,412,033	36,429,921	313,966,748
					1,078,348			

CHANGE 2.
BLOCK GRANT ALLOCATION
FY 2016-17

	(1) REGULAR BLOCK GRANT	(2) CAREGIVER SUPPORT	(3) FED. CAREGIVER SUPPORT	(4) NSIP	(5) APPRISE	(6) HEALTH PROMOTION	(7) OTHER	(8) TOTAL ALL FUNDS
01	ERIE	(39,005)	-	-	-	-	10,396	(28,609)
02	CRAWFORD	(5,000)	(8,000)	-	-	-	142,858	129,858
03	CAMEL/K/MCKEAN	-	-	-	-	-	184,482	184,482
04	BEAVER	(30,174)	(28,800)	-	(5,514)	-	188,016	123,528
05	INDIANA	(4,500)	-	-	-	-	18,332	13,832
06	ALLEGHENY	-	-	-	-	-	32,144	32,144
07	WESTMORELAND	-	-	-	(10,000)	-	61,290	51,290
08	WASH/FAY/GREENE	51,600	-	-	-	-	189,366	240,966
09	SOMERSET	34,975	25,680	-	-	-	653,014	713,669
10	CAMBRIA	-	-	-	-	-	164,672	164,672
11	BLAIR	(28,521)	(25,000)	-	(4,262)	(39,474)	(97,257)	(97,257)
12	BED/FULTHUNT	(11,283)	(9,032)	-	(4,804)	107,164	102,360	102,360
13	CENTRE	(7,000)	-	-	-	185,649	165,334	165,334
14	LYCOM/CLINTON	-	-	-	-	(45,597)	12,457	(52,597)
15	COLUM/MONT	-	-	-	-	6,009	6,009	6,009
16	NORTHUMBERLAND	-	16,000	-	8,000	138,339	162,339	162,339
17	UNION/SNYDER	-	-	-	-	97,854	97,854	97,854
18	MIFF/JUNIATA	(70,000)	(7,000)	-	(3,635)	6,902	(89,733)	(89,733)
19	FRANKLIN	-	15,000	-	-	20,620	35,620	35,620
20	ADAMS	(12,000)	(3,000)	-	-	349,310	334,310	334,310
21	CUMBERLAND	(6,352)	(5,997)	-	-	254,326	241,977	241,977
22	PERRY	(2,500)	-	-	-	8,475	5,975	5,975
23	DAUPHIN	-	-	-	-	56,196	53,696	53,696
24	LEBANON	(2,500)	-	-	-	11,617	11,617	11,617
25	YORK	-	-	-	-	83,518	58,518	58,518
26	LANCASTER	(25,000)	-	-	-	11,455	(25,234)	(25,234)
27	CHESTER	(28,689)	(8,000)	-	-	307,160	188,401	188,401
28	MONTGOMERY	(59,008)	(59,751)	-	-	117,655	16,494	16,494
29	BUCKS	(51,714)	(49,447)	-	-	10,995	(774,662)	(774,662)
30	DELAWARE	-	-	-	-	465,189	465,189	465,189
31	PHILADELPHIA	-	-	-	-	11,398	(53,612)	(53,612)
32	BERKS	-	(65,510)	-	-	93,789	27,577	27,577
33	LEHIGH	(43,113)	(23,099)	-	-	259,194	259,194	259,194
34	NORTHAMPTON	(25,000)	25,000	-	-	33,166	31,166	31,166
35	PIKE	-	(2,000)	-	-	146,475	96,179	96,179
36	B/S/S/T	(35,296)	(15,000)	-	-	437,596	437,596	437,596
37	LUZERNE/WYOMING	-	-	-	-	8,609	8,609	8,609
38	LACKAWANNA	-	-	-	-	50,506	50,506	50,506
39	CARBON	-	-	-	-	50,488	50,488	50,488
40	SCHUYLKILL	-	-	-	-	332,607	332,607	332,607
41	CLEARFIELD	-	-	-	-	52,198	52,198	52,198
42	JEFFERSON	-	-	-	-	166,027	166,027	166,027
43	FOREST/WARREN	-	-	-	-	24,878	24,878	24,878
44	VENANGO	-	-	-	-	2,613	2,613	2,613
45	ARMSTRONG	-	-	-	(3,250)	3,036	(214)	(214)
46	LAWRENCE	-	(4,000)	-	-	6,958	(17,042)	(17,042)
47	MERCER	(20,000)	(4,000)	-	-	43,684	22,368	22,368
48	MONROE	(5,000)	(16,316)	-	(1,993)	25,041	31,048	31,048
49	CLARION	-	8,000	-	-	142,582	142,582	142,582
50	BUTLER	-	-	-	-	23,802	13,465	13,465
51	POTTER	-	(2,000)	-	(1,981)	80,297	80,297	80,297
52	WAYNE	(6,356)	-	-	-	-	-	-
TOTALS		(855,657)	(374,936)	(244,772)	(27,439)	5,805,833	4,303,029	4,303,029

AMENDMENT #2
BLOCK GRANT ALLOCATION
FY 2016-17

	(1) REGULAR BLOCK GRANT	(2) CAREGIVER SUPPORT	(3) FED. CAREGIVER SUPPORT	(4) NSIP	(5) APPRISE	(6) HEALTH PROMOTION	(7) OTHER	(8) TOTAL ALL FUNDS
01	ERIE	4,411,598	117,006	134,766	76,644	20,097	511,205	5,296,986
02	CRAWFORD	2,137,845	89,962	47,648	74,091	10,676	879,044	3,251,519
03	AM/ELK/MCKEAN	2,104,494	104,392	69,557	39,238	11,237	552,289	2,894,684
04	BEAVER	3,472,650	90,519	86,400	25,738	15,815	691,024	4,398,671
05	INDIANA	1,949,787	67,832	65,877	55,486	10,185	511,246	2,673,031
06	ALLEGHENY	29,841,874	1,024,598	1,027,359	486,131	107,007	2,157,941	34,803,529
07	WESTMORELAND	7,750,368	279,704	249,205	33,328	37,027	1,005,205	9,492,212
08	WASH/FAY/GREENE	10,511,355	445,198	534,972	39,938	68,098	1,144,841	13,140,153
09	SOMERSET	2,326,690	116,606	118,926	11,799	14,877	1,409,254	4,097,507
10	CAMBERIA	4,034,624	140,343	133,780	110,385	25,081	622,185	5,183,485
11	BLAIR	2,763,377	85,560	84,683	133,748	12,772	644,439	3,736,314
12	BED/FULT/HUNT	3,121,983	120,022	106,084	75,744	14,807	640,824	4,093,881
13	CENTRE	1,381,274	33,849	27,099	10,000	8,909	590,959	2,099,749
14	LYCOM/CLINTON	3,159,609	110,392	98,452	99,204	16,355	484,442	3,986,912
15	COLUM/MONT	1,789,613	66,474	53,326	26,563	10,000	607,020	2,563,122
16	NORTHUMBERLAND	2,955,045	122,953	109,123	49,092	11,327	338,024	3,603,282
17	UNION/SNYDER	1,295,880	41,818	54,788	34,868	16,635	676,741	2,130,730
18	MIFF/JUNIATA	1,827,966	64,859	74,111	55,125	11,964	569,221	2,613,468
19	FRANKLIN	2,366,382	67,393	71,131	74,185	15,928	470,167	3,075,694
20	ADAMS	1,263,446	39,383	47,448	32,977	10,175	376,856	1,778,240
21	CUMBERLAND	2,273,659	68,733	54,284	25,902	17,010	847,283	3,296,094
22	PERRY	767,004	19,044	17,991	29,967	7,923	544,575	1,396,504
23	DAUPHIN	4,488,392	171,730	125,175	93,585	18,822	240,611	5,162,237
24	LEBANON	1,934,714	66,043	56,539	69,694	11,419	823,563	2,971,118
25	YORK	5,364,017	199,228	133,054	269,606	27,448	1,474,691	7,493,061
26	LANCASTER	5,609,386	173,436	164,965	83,730	33,008	1,581,505	7,676,889
27	CHESTER	3,766,491	86,064	66,312	72,126	25,091	744,425	4,774,839
28	MONTGOMERY	8,212,898	177,021	179,245	282,483	47,311	2,475,525	11,401,848
29	BUCKS	5,247,058	155,142	148,346	101,801	33,291	1,214,039	6,924,157
30	DELAWARE	7,306,268	278,240	230,814	131,833	35,954	1,380,329	9,407,677
31	PHILADELPHIA	56,025,883	1,702,584	2,431,642	927,228	107,007	3,582,459	65,084,618
32	BERKS	6,004,484	235,166	196,533	174,063	29,191	978,588	7,650,806
33	LEHIGH	4,654,532	129,345	96,872	55,433	21,310	822,691	5,797,531
34	NORTHAMPTON	4,087,354	128,486	127,099	105,468	19,506	1,095,214	5,582,443
35	PIKE	714,453	25,399	18,229	27,284	7,908	278,894	1,082,167
36	B/S/S/T	3,993,199	105,885	121,248	133,608	20,201	1,056,590	5,455,429
37	LUZERNE/WYOMING	9,360,224	343,992	282,547	241,137	31,720	839,991	11,153,768
38	LACKAWANNA	5,223,495	202,907	231,866	147,685	18,501	654,057	6,511,947
39	CARBON	1,195,509	44,213	39,403	32,101	10,000	308,879	1,628,087
40	SCHUYLKILL	4,568,989	181,495	156,510	71,120	18,478	527,427	5,553,341
41	CLEARFIELD	2,229,583	79,676	76,522	134,496	11,341	805,461	3,351,291
42	JEFFERSON	1,281,851	51,609	59,466	42,713	10,000	267,642	1,722,155
43	FOREST/WARREN	1,026,619	34,269	30,176	31,016	10,000	377,424	1,517,450
44	VENANGO	1,267,563	48,574	55,242	46,218	10,000	366,417	1,802,583
45	ARMSTRONG	1,984,604	75,493	62,026	86,902	10,719	376,799	2,618,658
46	LAWRENCE	2,116,483	79,407	65,793	68,525	10,341	9,731	2,704,851
47	MERCER	2,322,893	60,316	73,331	50,665	13,302	14,661	3,018,707
48	MONROE	1,655,963	41,961	48,911	49,695	13,317	732,967	2,551,249
49	CLARION	954,686	32,868	34,868	41,739	10,000	282,628	1,379,141
50	BUTLER	2,546,870	104,331	112,372	57,867	16,742	746,028	3,598,360
51	POTTER	589,962	19,044	18,017	16,758	10,000	249,403	909,108
52	WAYNE	1,178,872	35,500	38,682	68,213	10,000	838,612	2,178,514
TOTALS		250,419,818	8,386,064	8,765,199	6,000,000	1,078,348	42,235,754	318,269,777

COOPERATIVE AGREEMENT

CHANGE NO. 1

CHANGE NO. 2

	PENN CARE			Protective Services			Protective Services			PENN CARE			Protective Services			INCREASE/ (DECREASE)		
	Title III	Title VII	Total	Title III	Title VII	Total	Title III	Title VII	Total	Title III	Title VII	Total	Title III	Title VII	Total	Increase/ (Decrease)		
01 ERIE	683,868	12,390	696,258	25,575	0	25,575	0	0	0	0	0	0	0	0	0	0	0	
02 CAMWELK/CKEAN	1,512,477	516,039	2,028,516	3,379	0	3,379	0	0	0	0	0	0	0	0	0	0	0	
03 BEAVER	2,831,877	610,351	3,442,228	10,467	0	10,467	0	0	0	0	0	0	0	0	0	0	0	
04 INDIANA	1,563,651	375,848	1,939,499	4,898	0	4,898	0	0	0	0	0	0	0	0	0	0	0	
05 ALLEGHENY	23,986,143	5,775,469	29,761,612	98,082	0	98,082	0	0	0	0	0	0	0	0	0	0	0	
06 WESTMORELAND	6,524,763	1,176,238	7,701,001	27,737	0	27,737	0	0	0	0	0	0	0	0	0	0	0	
07 WASHINGTON	7,606,759	2,856,784	10,463,543	16,692	0	16,692	0	0	0	0	0	0	0	0	0	0	0	
08 SOMERSET	1,959,125	335,088	2,294,213	5,037	0	5,037	0	0	0	0	0	0	0	0	0	0	0	
09 CAMBRIA	3,341,165	677,422	4,018,587	4,977	0	4,977	0	0	0	0	0	0	0	0	0	0	0	
10 BLAIR	2,253,680	490,258	2,743,938	11,319	0	11,319	0	0	0	0	0	0	0	0	0	0	0	
11 BEDFORD/THURNTON	2,447,032	680,953	3,127,985	5,248	0	5,248	0	0	0	0	0	0	0	0	0	0	0	
12 CENTRE	1,135,242	7,869	1,143,111	7,869	0	7,869	0	0	0	0	0	0	0	0	0	0	0	
13 LYCOMING/CLINTON	2,510,419	630,821	3,141,240	8,979	0	8,979	0	0	0	0	0	0	0	0	0	0	0	
14 COLUMBIA	1,377,171	389,259	1,766,430	18,243	0	18,243	0	0	0	0	0	0	0	0	0	0	0	
15 NORTHUMBERLAND	2,880,291	563,009	3,443,300	13,485	0	13,485	0	0	0	0	0	0	0	0	0	0	0	
16 UNION/Snyder	1,072,616	210,552	1,283,168	9,142	0	9,142	0	0	0	0	0	0	0	0	0	0	0	
17 MIFFLIN/JUNIATA	1,475,983	342,740	1,818,723	4,203	0	4,203	0	0	0	0	0	0	0	0	0	0	0	
18 FRANKLIN	1,803,481	614,172	2,417,653	11,969	0	11,969	0	0	0	0	0	0	0	0	0	0	0	
19 ADAMS	1,114,138	144,146	1,258,284	1,664	0	1,664	0	0	0	0	0	0	0	0	0	0	0	
20 CUMBERLAND	1,922,188	335,073	2,257,261	6,720	0	6,720	0	0	0	0	0	0	0	0	0	0	0	
21 PERRY	618,436	141,620	760,056	4,848	0	4,848	0	0	0	0	0	0	0	0	0	0	0	
22 DAUPHIN	3,641,158	611,424	4,252,582	23,560	0	23,560	0	0	0	0	0	0	0	0	0	0	0	
23 LEBANON	1,589,674	338,272	1,927,946	5,460	0	5,460	0	0	0	0	0	0	0	0	0	0	0	
24 YORK	4,426,278	898,415	5,324,693	7,308	0	7,308	0	0	0	0	0	0	0	0	0	0	0	
25 LANCASTER	4,730,805	803,890	5,534,695	58,951	0	58,951	0	0	0	0	0	0	0	0	0	0	0	
26 CHESTER	2,858,046	883,017	3,741,063	10,640	0	10,640	0	0	0	0	0	0	0	0	0	0	0	
27 MONTGOMERY	7,002,364	1,173,613	8,175,977	14,521	0	14,521	0	0	0	0	0	0	0	0	0	0	0	
28 BUCKS	4,353,749	871,268	5,225,017	7,481	0	7,481	0	0	0	0	0	0	0	0	0	0	0	
29 DELAWARE	7,018,365	1,022,367	8,040,732	28,933	0	28,933	0	0	0	0	0	0	0	0	0	0	0	
30 PHILADELPHIA	45,352,171	10,343,419	55,695,590	174,473	0	174,473	0	0	0	0	0	0	0	0	0	0	0	
31 LEHIGH	3,530,748	1,100,277	4,631,025	28,504	0	28,504	0	0	0	0	0	0	0	0	0	0	0	
32 NORTHAMPTON	3,301,882	760,826	4,062,708	13,206	0	13,206	0	0	0	0	0	0	0	0	0	0	0	
33 PIKE	612,432	96,619	709,051	3,172	0	3,172	0	0	0	0	0	0	0	0	0	0	0	
34 BIS/ST	3,343,412	623,035	3,966,447	11,130	0	11,130	0	0	0	0	0	0	0	0	0	0	0	
35 LUZERNE/WYOMING	7,460,274	1,838,800	9,299,074	25,970	0	25,970	0	0	0	0	0	0	0	0	0	0	0	
36 LACKAWANNA	4,248,720	948,576	5,197,296	35,180	0	35,180	0	0	0	0	0	0	0	0	0	0	0	
37 CARBON	1,000,905	179,642	1,180,547	1,672	0	1,672	0	0	0	0	0	0	0	0	0	0	0	
38 SCHUYLKILL	4,038,510	512,432	4,550,942	7,097	0	7,097	0	0	0	0	0	0	0	0	0	0	0	
39 CLEARFIELD	1,870,070	348,823	2,218,893	4,550	0	4,550	0	0	0	0	0	0	0	0	0	0	0	
40 JEFFERSON	972,219	301,880	1,274,099	3,710	0	3,710	0	0	0	0	0	0	0	0	0	0	0	
41 FOREST/WARREN	1,079,472	266,716	1,346,188	2,940	0	2,940	0	0	0	0	0	0	0	0	0	0	0	
42 VENANGO	1,631,216	475,163	2,106,379	5,636	0	5,636	0	0	0	0	0	0	0	0	0	0	0	
43 ARMSTRONG	1,577,423	402,842	1,980,265	5,670	0	5,670	0	0	0	0	0	0	0	0	0	0	0	
44 MERCER	1,643,078	486,578	2,129,656	4,154	0	4,154	0	0	0	0	0	0	0	0	0	0	0	
45 MONROE	1,319,721	327,059	1,646,780	4,423	0	4,423	0	0	0	0	0	0	0	0	0	0	0	
46 CLARION	734,688	213,617	948,305	3,651	0	3,651	0	0	0	0	0	0	0	0	0	0	0	
47 BUTLER	1,840,067	590,967	2,431,034	6,696	0	6,696	0	0	0	0	0	0	0	0	0	0	0	
48 POTTER	445,802	133,983	579,785	8,487	0	8,487	0	0	0	0	0	0	0	0	0	0	0	
49 WAYNE	999,956	174,813	1,174,769	3,813	0	3,813	0	0	0	0	0	0	0	0	0	0	0	
50 TOTALS	203,633,475	46,075,000	249,708,475	867,000	0	867,000	0	0	0	0	0	0	0	0	0	0	0	
51 TOTALS	203,633,475	46,075,000	249,708,475	867,000	0	867,000	0	0	0	0	0	0	0	0	0	0	0	
52 TOTALS	203,633,475	46,075,000	249,708,475	867,000	0	867,000	0	0	0	0	0	0	0	0	0	0	0	

**COOPERATIVE
AGREEMENT**

CHANGE NO. 2

		CHANGE NO. 1	CHANGE NO. 2
		Increase/ (Decrease) Amount	INCREASE/ REVISED (DECREASE) AMOUNT
		Revised Amount	
01	ERIE	0	156,011
02	CRAWFORD	0	94,962
03	CAM/ELK/MCKEAN	0	104,392
04	BEAVER	0	120,693
05	INDIANA	0	72,332
06	ALLEGHENY	0	1,024,598
07	WESTMORELAND	0	279,704
08	WASH/FAY/GREENE	0	393,598
09	SOMERSET	0	81,631
10	CAMBRIA	0	140,343
11	BLAIR	0	114,081
12	BED/FULT/HUNT	0	120,022
13	CENTRE	0	45,132
14	LYCOM/CLINTON	0	117,392
15	COLUMBIAMONT	0	66,474
16	NORTHUMBERLND	0	122,953
17	UNION/SNYDER	0	41,818
18	MIFF/JUNIATA	0	64,859
19	FRANKLIN	0	83,393
20	ADAMS	0	39,383
21	CUMBERLAND	0	80,733
22	PERRY	0	25,396
23	DAUPHIN	0	171,730
24	LEBANON	0	68,543
25	YORK	0	199,228
26	LANCASTER	0	196,436
27	CHESTER	0	114,753
28	MONTGOMERY	0	236,029
29	BUCKS	0	206,856
30	DELAWARE	0	278,240
31	PHILADELPHIA	0	1,702,584
32	BERKS	0	235,166
33	LEHIGH	0	172,458
34	NORTHAMPTON	0	153,486
35	PIKE	0	25,399
36	B/S/S/T	0	141,181
37	LUZERNE/WYOMING	0	343,992
38	LACKAWANNA	0	202,907
39	CARBON	0	44,213
40	SCHUYLKILL	0	181,495
41	GLASFIELD	0	79,676
42	JEFFERSON	0	51,609
43	FOREST/WARREN	0	34,269
44	VENANGO	0	48,574
45	ARMSTRONG	0	75,493
46	LAWRENCE	0	79,407
47	MERCER	0	80,316
48	MONROE	0	46,961
49	CLARION	0	32,868
50	BUTLER	0	104,331
51	POTTER	0	25,400
52	WAYNE	0	35,500
	TOTALS	8,761,000	8,761,000
			(374,936)
			8,386,064

PDA Allocation Model- FY 2016-17	NSIP	COOPERATIVE AGREEMENT	FY 2014-15 NSIP MEAL COUNT	CHANGE NO. 1		CHANGE NO. 2	
				Increase/ (Decrease)	TOTAL	INCREASE/ (DECREASE)	TOTAL
01	ERIE	66,325	109,793	10,319	76,644	0	76,644
02	CRAWFORD	47,328	106,135	26,763	74,091	0	74,091
03	CAMEL/K/MCKEAN	35,588	56,209	3,650	39,238	0	39,238
04	BEAVER	23,968	36,871	1,770	25,738	0	25,738
05	INDIANA	51,905	79,484	3,581	55,486	0	55,486
06	ALLEGHENY	419,218	696,385	66,913	486,131	0	486,131
07	WESTMORELAND	123,773	196,790	13,602	137,375	0	137,375
08	WASH/FAY/GREENE	354,500	566,886	41,231	395,731	0	395,731
09	SOMERSET	72,579	142,327	26,776	99,355	0	99,355
10	CAMBRIA	178,185	301,378	32,200	210,385	0	210,385
11	BLAIR	118,872	191,595	14,876	133,748	0	133,748
12	BED/FULT/HUNT	66,408	108,504	9,336	75,744	0	75,744
13	CENTRE	42,134	68,272	5,525	47,659	0	47,659
14	LYCOM/CLINTON	80,902	142,110	18,302	99,204	0	99,204
15	COLUM/MONT	26,258	38,052	305	26,563	0	26,563
16	NORTHUMBERLAND	38,516	70,325	10,576	49,092	0	49,092
17	UNION/SNYDER	16,745	49,948	18,123	34,868	0	34,868
18	MIFF/JUNIATA	44,916	78,967	10,209	55,125	0	55,125
19	FRANKLIN	66,537	106,271	7,648	74,185	0	74,185
20	ADAMS	29,737	47,240	3,240	32,977	0	32,977
21	CUMBERLAND	21,248	37,105	4,654	25,902	0	25,902
22	PERRY	28,966	42,928	1,001	29,967	0	29,967
23	DAUPHIN	78,056	134,061	17,529	93,685	0	93,685
24	LEBANON	40,187	99,837	29,507	69,694	0	69,694
25	YORK	204,767	386,212	64,839	269,606	0	269,606
26	LANCASTER	60,962	119,944	22,768	83,730	0	83,730
27	CHESTER	65,733	103,321	6,393	72,126	0	72,126
28	MONTGOMERY	222,009	404,658	60,474	282,483	0	282,483
29	BUCKS	80,421	145,830	21,380	101,801	0	101,801
30	DELAWARE	92,073	188,652	39,760	131,833	0	131,833
31	PHILADELPHIA	803,598	1,328,253	123,630	927,228	0	927,228
32	BERKS	158,820	249,346	15,243	174,063	0	174,063
33	LEHIGH	42,792	79,408	12,641	55,433	0	55,433
34	NORTHAMPTON	73,788	151,083	31,680	105,468	0	105,468
35	PIKE	20,686	39,085	6,598	27,284	0	27,284
36	B/S/S/T	98,526	191,394	35,082	133,608	0	133,608
37	LUZERNE/WYOMING	219,977	345,430	21,160	241,137	0	241,137
38	LACKAWANNA	124,838	211,560	22,847	147,685	0	147,685
39	CARBON	30,902	45,985	1,199	32,101	0	32,101
40	SCHUYLKILL	56,510	101,860	14,610	71,120	0	71,120
41	CLEARFIELD	110,248	192,666	24,248	134,496	0	134,496
42	JEFFERSON	28,077	61,186	14,636	42,713	0	42,713
43	FOREST/WARREN	27,753	44,430	3,263	31,016	0	31,016
44	VENANGO	36,106	66,207	10,112	46,218	0	46,218
45	ARMSTRONG	71,628	124,488	15,274	86,902	0	86,902
46	LAWRENCE	43,054	98,162	25,471	68,525	0	68,525
47	MERCER	41,142	72,578	9,523	50,665	0	50,665
48	MONROE	37,809	71,188	11,886	49,695	0	49,695
49	CLARION	29,696	59,792	12,043	41,739	0	41,739
50	BUTLER	40,781	82,895	17,086	57,867	0	57,867
51	POTTER	14,811	24,006	1,947	16,758	0	16,758
52	WAYNE	56,045	97,716	13,158	68,213	0	68,213
	TOTALS	4,963,403	8,595,027	1,036,597	6,000,000	0	6,000,000
	Available Federal Funding		6,000,000				

APPRISE

COOPERATIVE
AGREEMENT

	CHANGE NO. 1		CHANGE NO. 2	
	increase/ (Decrease)	TOTAL	INCREASE/ REVISED	DECREASE AMOUNT
01 ERIE	20,097	20,097	0	20,097
02 CRAWFORD	10,676	10,676	0	10,676
03 CAM/ELK/MCKEAN	11,237	11,237	0	11,237
04 BEAVER	15,815	15,815	0	15,815
05 INDIANA	10,185	10,185	0	10,185
06 ALLEGHENY	107,007	107,007	0	107,007
07 WESTMORELAND	33,328	33,328	0	33,328
08 WASH/FAY/GREENE	39,938	39,938	0	39,938
09 SOMERSET	11,799	11,799	0	11,799
10 CAMBRIA	17,087	17,087	0	17,087
11 BLAIR	11,735	11,735	0	11,735
12 BED/FULTHUNT	14,807	14,807	0	14,807
13 CENTRE	10,000	10,000	0	10,000
14 LYCOMING	16,355	16,355	0	16,355
15 COLUM/MONT	10,000	10,000	0	10,000
16 NORTHUMBERLAND	11,327	11,327	0	11,327
17 UNION/SNYDER	10,000	10,000	0	10,000
18 MIFF/JUNIATA	10,222	10,222	0	10,222
19 FRANKLIN	15,528	15,528	0	15,528
20 ADAMS	10,175	10,175	0	10,175
21 CUMBERLAND	17,010	17,010	0	17,010
22 PERRY	10,000	10,000	0	10,000
23 DAUPHIN	18,822	18,822	0	18,822
24 LEBANON	11,419	11,419	0	11,419
25 YORK	27,448	27,448	0	27,448
26 LANCASTER	33,008	33,008	0	33,008
27 CHESTER	25,091	25,091	0	25,091
28 MONTGOMERY	47,311	47,311	0	47,311
29 BUCKS	33,291	33,291	0	33,291
30 DELAWARE	35,954	35,954	0	35,954
31 PHILADELPHIA	107,007	107,007	0	107,007
32 BERKS	29,191	29,191	0	29,191
33 LEHIGH	21,310	21,310	0	21,310
34 NORTHAMPTON	19,506	19,506	0	19,506
35 PIKE	10,000	10,000	0	10,000
36 BIS/ST	20,201	20,201	0	20,201
37 LUZERNE/WYOMING	31,720	31,720	0	31,720
38 LACKAWANNA	18,501	18,501	0	18,501
39 CARBON	10,000	10,000	0	10,000
40 SCHUYLKILL	18,478	18,478	0	18,478
41 CLEARFIELD	11,341	11,341	0	11,341
42 JEFFERSON	10,000	10,000	0	10,000
43 FOREST/WARREN	10,000	10,000	0	10,000
44 VENANGO	10,000	10,000	0	10,000
45 ARMSTRONG	10,719	10,719	0	10,719
46 LAWRENCE	10,341	10,341	0	10,341
47 MERCER	13,302	13,302	0	13,302
48 MONROE	13,317	13,317	0	13,317
49 CLARION	10,000	10,000	0	10,000
50 BUTLER	16,742	16,742	0	16,742
51 POTTER	10,000	10,000	0	10,000
52 WAYNE	10,000	10,000	0	10,000
TOTALS	1,078,348	1,078,348	0	1,078,348

COOPERATIVE AGREEMENT

	COOPERATIVE AGREEMENT			CHANGE NO. 1			CHANGE NO. 2		
	Federal	State	Total	Increase/(Decrease) Federal	Increase/(Decrease) State	Revised Amount	Increase/(Decrease) Federal	Increase/(Decrease) State	Revised Amount
01	17,483	8,187	25,670	0	0	25,670	0	0	25,670
02	8,312	3,941	12,253	0	0	12,253	0	0	12,253
03	8,877	4,600	13,477	0	0	13,477	0	0	13,477
04	14,489	7,550	22,039	0	0	22,039	(3,625)	(1,889)	16,525
05	8,245	4,373	12,618	0	0	12,618	0	0	12,618
06	105,042	53,577	158,619	0	0	158,619	0	0	158,619
07	29,806	17,221	47,027	0	0	47,027	(6,000)	(4,000)	37,027
08	43,251	24,947	68,098	0	0	68,098	0	0	68,098
09	9,571	5,306	14,877	0	0	14,877	0	0	14,877
10	16,052	9,029	25,081	0	0	25,081	0	0	25,081
11	11,153	5,881	17,034	0	0	17,034	(2,791)	(1,471)	12,772
12	12,421	6,800	19,221	0	0	19,221	(3,106)	(1,698)	14,417
13	3,920	4,989	8,909	0	0	8,909	0	0	8,909
14	11,862	6,596	18,458	0	0	18,458	0	0	18,458
15	8,688	1,438	10,126	0	0	10,126	0	0	10,126
16	11,653	6,065	17,718	0	0	17,718	0	0	17,718
17	5,657	2,978	8,635	0	0	8,635	4,800	3,200	16,635
18	7,765	4,199	11,964	0	0	11,964	0	0	11,964
19	9,659	4,884	14,543	0	0	14,543	(2,414)	(1,221)	10,908
20	5,157	2,798	7,955	0	0	7,955	0	0	7,955
21	6,087	3,136	9,223	0	0	9,223	0	0	9,223
22	5,134	2,789	7,923	0	0	7,923	0	0	7,923
23	15,202	8,720	23,922	0	0	23,922	0	0	23,922
24	6,030	3,116	9,146	0	0	9,146	0	0	9,146
25	16,004	9,013	25,017	0	0	25,017	0	0	25,017
26	18,619	11,240	30,859	0	0	30,859	0	0	30,859
27	9,499	4,831	14,330	0	0	14,330	0	0	14,330
28	17,383	9,982	27,365	0	0	27,365	0	0	27,365
29	15,611	8,869	24,480	0	0	24,480	0	0	24,480
30	28,066	16,143	44,239	0	0	44,239	0	0	44,239
31	211,643	96,172	307,815	0	0	307,815	0	0	307,815
32	20,696	12,085	32,781	0	0	32,781	0	0	32,781
33	11,376	5,972	17,348	0	0	17,348	0	0	17,348
34	12,389	6,927	19,316	0	0	19,316	0	0	19,316
35	5,789	2,119	7,908	0	0	7,908	0	0	7,908
36	15,770	8,928	24,698	0	0	24,698	0	0	24,698
37	30,703	23,454	54,157	0	0	54,157	0	0	54,157
38	21,177	12,259	33,436	0	0	33,436	0	0	33,436
39	5,177	2,805	7,982	0	0	7,982	0	0	7,982
40	18,827	10,495	29,322	0	0	29,322	0	0	29,322
41	9,415	4,797	14,212	0	0	14,212	0	0	14,212
42	5,831	3,043	8,874	0	0	8,874	0	0	8,874
43	5,151	2,795	7,946	0	0	7,946	0	0	7,946
44	5,607	2,962	8,569	0	0	8,569	0	0	8,569
45	7,877	4,238	12,115	0	0	12,115	0	0	12,115
46	8,512	4,468	12,981	0	0	12,981	(2,130)	(1,120)	9,731
47	9,412	5,249	14,661	0	0	14,661	0	0	14,661
48	5,510	2,925	8,435	0	0	8,435	0	0	8,435
49	5,162	2,799	7,961	0	0	7,961	(1,292)	(701)	5,968
50	9,389	4,781	14,150	0	0	14,150	0	0	14,150
51	5,121	2,784	7,905	0	0	7,905	(1,285)	(696)	5,924
52	5,657	2,978	8,635	0	0	8,635	0	0	8,635
TOTALS	923,899	488,134	1,412,033	0	0	1,412,033	(17,843)	(9,596)	1,384,594

CHANGE NO. 1
OTHER FUNDS
FY 2016-17

	(1) Ombudsman ROC	(2) Ombudsman Volunteers	(3) Appraise Reg. Staff	(4) Appraise BHC	(5) Appraise Telecenters	(6) Appraise PHLP	(7) Appraise Performance	(8) Appraise BRAVO Awards	(9) Appraise Additional Base	(10) Appraise Vol. Led Trng.	(11) SNHT	(12) OPTIONS Services
01	0	12,340	0	0	0	0	3,000		3,000		0	391,871
02	272,755	12,750	0	0	0	0	3,000		3,000		0	404,088
03	0	8,650	0	0	0	0	3,000		3,000		0	312,841
04	0	12,340	0	0	0	0	3,000		3,000		0	418,134
05	0	9,880	0	0	0	0	3,000		3,000		0	438,640
06	0	21,000	0	0	15,000	0	3,000		3,000		0	1,496,999
07	0	11,110	0	0	15,000	0	3,000		3,000		0	754,596
08	0	20,540	86,175	0	52,000	0	5,000	5,000	3,000		0	601,984
09	0	3,730	0	0	0	0	5,000	5,000	3,000		0	696,406
10	0	13,980	0	0	0	0	5,000	5,000	3,000		0	358,494
11	0	6,190	213,092	0	15,000	0	3,000	5,000	3,000	200,000	0	183,294
12	0	7,420	0	0	0	0	3,000		3,000		0	460,156
13	0	20,950	0	0	15,000	0	3,000		3,000		0	335,387
14	0	21,000	0	0	0	0	3,000		3,000		0	444,398
15	0	18,080	0	0	0	0	3,000		3,000		0	535,668
16	0	9,060	0	0	0	0	6,000		3,000		0	261,510
17	0	7,010	0	0	0	0	3,000		3,000		0	496,055
18	0	12,340	0	0	0	0	3,000		3,000		0	416,786
19	0	9,060	0	0	0	0	3,000		3,000		0	406,922
20	0	8,650	0	0	0	0	3,000		3,000		0	314,230
21	0	13,570	0	0	0	0	3,000		3,000		0	433,706
22	0	3,320	0	0	0	0	3,000		3,000		0	265,744
23	0	5,780	0	0	0	0	3,000		3,000		0	129,041
24	0	7,830	0	0	0	0	3,000		3,000		0	714,652
25	0	9,880	0	0	0	0	3,000	5,000	3,000	2,000	0	1,330,012
26	0	7,010	0	0	0	0	3,000		3,000		0	1,371,817
27	0	11,930	0	0	0	0	3,000		3,000		0	644,864
28	0	18,490	0	0	0	0	3,000		3,000		0	1,974,940
29	0	4,140	0	0	0	0	3,000		3,000		0	982,342
30	0	16,440	0	0	15,000	0	3,000		3,000		0	1,162,566
31	0	21,000	0	0	30,000	0	3,000		3,000		0	1,946,696
32	0	15,210	0	0	15,000	0	3,000		3,000	2,000	0	805,815
33	0	4,960	0	0	0	0	3,000		3,000		0	631,748
34	0	6,600	0	0	0	0	3,000		3,000		0	745,346
35	0	4,960	0	0	0	0	3,000		3,000		0	219,730
36	0	21,000	0	0	0	0	12,000		3,000		0	790,021
37	0	21,000	0	0	0	0	3,000		3,000		0	191,216
38	0	21,000	0	0	15,000	0	3,000	5,000	3,000	2,000	0	491,125
39	0	6,190	0	0	0	0	3,000		3,000		0	221,607
40	0	21,000	93,791	118,575	30,000	0	3,000	5,000	3,000		0	103,461
41	0	18,080	0	0	15,000	0	3,000		3,000		0	387,856
42	0	17,260	0	0	15,000	0	3,000		3,000		0	152,812
43	0	4,960	0	0	0	0	3,000		3,000		0	184,943
44	0	18,080	0	0	0	0	3,000		3,000		0	293,954
45	0	5,370	0	0	0	0	3,000		3,000		0	323,584
46	0	5,370	0	0	0	0	3,000		3,000		0	299,612
47	0	9,470	0	0	0	0	3,000		3,000		0	415,856
48	0	9,060	0	0	0	0	3,000		3,000		0	643,819
49	0	5,370	0	0	0	0	3,000		3,000		0	228,178
50	0	9,470	0	0	0	0	3,000		3,000		0	543,340
51	83,880	12,750	0	0	0	0	5,000		3,000		0	110,025
52	0	5,370	0	0	0	0	3,000		3,000		0	725,468
TOTALS	356,635	608,000	393,058	118,575	195,000	52,000	107,000	30,000	156,000	6,000	200,000	29,194,353

CHANGE NO. 1
OTHER FUNDS
FY 2016-17

	(13) Block Grant Supplement	(14) M-SHIP Apprise 10-Keys	(15) DCW of the Year	TOTAL OTHER
01	90,598	0	0	500,809
02	39,593	1,000	0	736,186
03	40,316	0	0	367,807
04	69,534	0	0	503,008
05	38,394	0	0	492,914
06	586,498	0	300	2,125,797
07	160,209	0	0	943,915
08	186,776	0	0	955,475
09	48,104	0	0	786,240
10	82,039	0	0	457,513
11	56,337	0	0	683,913
12	60,084	0	0	533,660
13	27,973	0	0	406,310
14	61,641	0	0	530,039
15	33,815	1,000	0	594,563
16	58,445	0	0	332,015
17	26,337	0	0	538,402
18	36,241	0	0	471,367
19	44,283	0	0	463,265
20	27,356	0	0	356,236
21	47,197	500	0	497,973
22	15,185	0	0	290,249
23	94,315	0	0	232,136
24	38,885	0	0	767,367
25	108,682	1,500	0	1,463,074
26	116,160	0	0	1,497,987
27	70,176	0	0	732,970
28	171,935	0	0	2,168,365
29	106,902	0	0	1,096,384
30	172,328	0	0	1,369,334
31	1,113,574	0	0	3,117,270
32	122,665	0	0	966,690
33	86,694	2,500	0	728,902
34	81,074	0	0	836,020
35	15,038	0	0	245,728
36	82,094	2,000	0	910,115
37	183,179	1,000	0	402,395
38	104,323	1,000	0	645,448
39	24,576	0	0	258,373
40	99,112	0	0	476,939
41	45,918	0	0	472,854
42	23,872	500	0	215,444
43	18,494	0	0	211,397
44	26,505	0	0	341,539
45	38,732	500	0	374,186
46	40,053	500	0	351,535
47	45,255	0	0	476,581
48	32,404	1,000	0	689,283
49	18,039	0	0	257,587
50	47,636	0	0	603,446
51	10,946	0	0	225,601
52	24,479	0	0	758,315
TOTALS				5,000,000
				13,000
				300
				36,429,921

AMENDMENT NO. 1
OTHER FUNDS
FY 2016-17

	(1) Ombudsman ROC	(2) Ombudsman Volunteers	(3) Appraise Reg. Staff	(4) Appraise BHC	(5) Appraise Telecenters	(6) Appraise PHLP	(7) Appraise Performance	(8) Appraise BRAVO Awards	(9) Appraise Additional Base	(10) Appraise Vol. Led Trng.	(11) SNHT	(12) OPTIONS Services
01	0	12,340	0	0	0	0	3,000	0	3,000	0	0	391,871
02	272,755	12,750	0	0	0	0	3,000	0	3,000	0	0	404,088
03	0	8,650	0	0	0	0	3,000	0	3,000	0	0	312,841
04	0	12,340	0	0	0	0	0	0	3,000	0	0	418,134
05	0	9,890	0	0	0	0	3,000	0	3,000	0	0	438,640
06	0	21,000	0	0	15,000	0	3,000	0	3,000	0	0	1,496,999
07	0	11,110	0	0	15,000	0	0	0	3,000	0	0	754,596
08	0	20,540	68,175	0	0	52,000	0	5,000	3,000	0	0	601,984
09	0	3,730	0	0	0	0	0	5,000	3,000	0	0	696,406
10	0	13,980	0	0	0	0	0	0	3,000	0	0	358,494
11	0	6,190	213,092	0	15,000	0	3,000	5,000	3,000	0	200,000	183,294
12	0	7,420	0	0	15,000	0	3,000	0	3,000	0	0	460,156
13	0	20,950	0	0	0	0	0	0	3,000	0	0	335,387
14	0	21,000	0	0	0	0	0	0	3,000	0	0	444,398
15	0	18,080	0	0	0	0	3,000	0	3,000	0	0	535,668
16	0	9,060	0	0	0	0	0	0	3,000	0	0	261,510
17	0	7,010	0	0	0	0	6,000	0	3,000	0	0	496,055
18	0	12,340	0	0	0	0	3,000	0	3,000	0	0	416,786
19	0	9,060	0	0	0	0	0	0	3,000	0	0	406,922
20	0	8,650	0	0	0	0	3,000	0	3,000	0	0	314,230
21	0	13,570	0	0	0	0	0	0	3,000	0	0	433,706
22	0	3,320	0	0	0	0	3,000	0	3,000	0	0	265,744
23	0	5,780	0	0	0	0	0	0	3,000	0	0	129,041
24	0	7,830	0	0	0	0	3,000	0	3,000	0	0	714,652
25	0	9,880	0	0	0	0	3,000	5,000	3,000	0	0	1,330,012
26	0	7,010	0	0	0	0	0	0	3,000	2,000	0	1,371,817
27	0	11,930	0	0	0	0	3,000	0	3,000	0	0	644,864
28	0	18,490	0	0	0	0	0	0	3,000	0	0	1,974,940
29	0	4,140	0	0	0	0	0	0	3,000	0	0	982,342
30	0	16,440	0	0	15,000	0	0	0	3,000	0	0	1,162,566
31	0	21,000	0	0	30,000	0	3,000	0	3,000	0	0	1,946,696
32	0	15,210	0	0	15,000	0	3,000	0	3,000	0	0	805,815
33	0	4,960	0	0	0	0	0	0	3,000	2,000	0	631,748
34	0	6,600	0	0	0	0	0	0	3,000	0	0	745,346
35	0	4,960	0	0	0	0	3,000	0	3,000	0	0	219,730
36	0	21,000	0	0	0	0	12,000	0	3,000	0	0	790,021
37	0	21,000	0	0	0	0	3,000	0	3,000	0	0	191,216
38	0	21,000	0	0	15,000	0	3,000	5,000	3,000	2,000	0	491,125
39	0	6,190	0	0	0	0	3,000	0	3,000	0	0	221,607
40	0	21,000	93,791	118,575	30,000	0	3,000	5,000	3,000	0	0	103,461
41	0	18,080	0	0	15,000	0	3,000	0	3,000	0	0	387,856
42	0	17,260	0	0	15,000	0	3,000	0	3,000	0	0	152,812
43	0	4,960	0	0	0	0	0	0	3,000	0	0	184,943
44	0	18,080	0	0	0	0	0	0	3,000	0	0	293,954
45	0	5,370	0	0	0	0	3,000	0	3,000	0	0	323,584
46	0	5,370	0	0	0	0	3,000	0	3,000	0	0	299,612
47	0	9,470	0	0	0	0	3,000	0	3,000	0	0	415,856
48	0	9,060	0	0	0	0	0	0	3,000	0	0	643,819
49	0	5,370	0	0	0	0	3,000	0	3,000	0	0	228,178
50	0	9,470	0	0	0	0	0	0	3,000	0	0	543,340
51	83,880	12,750	0	0	0	0	5,000	0	3,000	0	0	110,025
52	0	5,370	0	0	0	0	0	0	3,000	0	0	725,466
TOTALS	356,635	608,000	393,058	118,575	195,000	52,000	107,000	30,000	156,000	6,000	200,000	29,194,353

AMENDMENT NO. 1
OTHER FUNDS
FY 2016-17

	(13) Block Grant Supplement	(14) Apprise M-SHIP 10-Keys	(15) DCW of the Year	TOTAL OTHER
01	90,598	0	0	500,809
02	39,593	1,000	0	736,186
03	40,316	0	0	367,807
04	69,534	0	0	503,008
05	38,394	0	0	492,914
06	586,498	0	300	2,125,797
07	160,209	0	0	943,915
08	186,776	0	0	955,475
09	48,104	0	0	756,240
10	82,039	0	0	457,513
11	55,337	0	0	683,913
12	60,084	0	0	533,660
13	27,973	0	0	405,310
14	61,641	0	0	530,039
15	33,815	1,000	0	594,563
16	58,445	0	0	332,015
17	26,337	0	0	538,402
18	36,241	0	0	471,367
19	44,283	0	0	463,265
20	27,356	0	0	356,236
21	47,197	500	0	497,973
22	15,185	0	0	290,249
23	94,315	0	0	232,136
24	38,885	0	0	767,367
25	108,682	1,500	0	1,463,074
26	116,160	0	0	1,497,987
27	70,176	0	0	732,970
28	171,935	0	0	2,168,365
29	106,902	0	0	1,096,384
30	172,328	0	0	1,369,334
31	1,113,574	0	0	3,117,270
32	122,665	0	0	966,690
33	86,694	2,500	0	728,902
34	81,074	0	0	836,020
35	15,038	0	0	245,728
36	82,094	2,000	0	910,115
37	183,179	1,000	0	402,395
38	104,323	1,000	0	645,448
39	24,576	0	0	258,373
40	99,112	0	0	476,939
41	45,918	0	0	472,854
42	23,872	500	0	215,444
43	18,494	0	0	211,397
44	26,505	0	0	341,539
45	38,732	500	0	374,186
46	40,053	500	0	351,535
47	45,255	0	0	476,581
48	32,404	1,000	0	689,283
49	18,039	0	0	257,587
50	47,636	0	0	603,446
51	10,946	0	0	225,601
52	24,479	0	0	758,315
TOTALS				36,429,921
5,000,000				13,000
300				300

CHANGE NO. 2
OTHER FUNDS
FY 2016-17

	(1) Ombudsman ROC	(2) Ombudsman Volunteers	(3) Apprise Reg. Staff	(4) Apprise BHC	(5) Apprise Telecenters	(6) Apprise PHLP	(7) Apprise Performance	(8) Apprise BRAVO Awards	(9) Apprise Additional Base	(10) Apprise Vol. Led Trng.	(11) SNHT	(12) OPTIONS Services
01	ERIE	0	0	0	0	0	0	0	0	0	0	0
02	CRAWFORD	0	0	0	0	0	0	0	0	0	0	0
03	CAM/ELK/MCKEAN	0	0	0	0	0	0	0	0	0	0	0
04	BEAVER	0	0	0	0	0	0	0	0	0	0	0
05	INDIANA	0	0	0	0	0	0	0	0	0	0	0
06	ALLEGHENY	0	0	0	0	0	0	0	0	0	0	0
07	WESTMORELAND	0	0	0	0	0	0	0	0	0	0	0
08	WASH/FAY/GREENE	0	0	0	0	0	0	0	0	0	0	0
09	SOMERSET	2,500	0	0	0	0	0	1,500	0	0	0	0
10	CAMBRIA	0	0	0	0	0	0	0	0	0	0	0
11	BLAIR	0	(51,821)	0	0	0	0	0	0	0	0	0
12	BED/FULT/HUNT	0	0	0	0	0	0	0	0	0	0	0
13	CENTRE	0	0	0	0	0	0	0	0	0	0	0
14	LYCOM/CLINTON	0	0	0	0	0	0	0	0	0	0	0
15	COLUM/MONT	0	0	0	0	0	0	0	0	0	0	(50,000)
16	NORTHUMBERLND	0	0	0	0	0	0	0	0	0	0	0
17	UNION/SNYDER	0	0	0	0	0	0	0	0	0	0	0
18	MIFF/JUNIATA	0	0	0	0	0	0	0	0	0	0	0
19	FRANKLIN	0	0	0	0	0	0	0	0	0	0	0
20	ADAMS	0	0	0	0	0	0	0	0	0	0	0
21	CUMBERLAND	0	0	0	0	0	0	0	0	0	0	0
22	PERRY	0	0	0	0	0	0	0	0	0	0	0
23	DAUPHIN	0	0	0	0	0	0	0	0	0	0	0
24	LEBANON	0	0	0	0	0	0	0	0	0	0	0
25	YORK	0	0	0	0	0	0	0	0	0	0	0
26	LANCASTER	0	0	0	0	0	0	0	0	0	0	0
27	CHESTER	0	0	0	0	0	0	0	0	0	0	0
28	MONTGOMERY	0	0	0	0	0	0	0	0	0	0	0
29	BUCKS	0	0	0	0	0	0	0	0	0	0	0
30	DELAWARE	0	0	0	0	0	0	0	0	0	0	0
31	PHILADELPHIA	0	0	0	0	0	0	0	0	0	0	0
32	BERKS	0	0	0	0	0	0	0	0	0	0	0
33	LEHIGH	0	0	0	0	0	0	0	0	0	0	0
34	NORTHAMPTON	0	0	0	0	0	0	0	0	0	0	0
35	PIKE	0	0	0	0	0	0	0	0	0	0	0
36	B/S/S/T	0	0	0	0	0	0	0	0	0	0	0
37	LUZERNE/WYOMING	0	0	0	0	0	0	0	0	0	0	0
38	LACKAWANNA	0	0	0	0	0	0	0	0	0	0	0
39	CARBON	0	0	0	0	0	0	0	0	0	0	(30,000)
40	SCHUYLKILL	0	(4,620)	0	0	0	0	0	0	0	0	0
41	CLEARFIELD	0	0	0	0	0	0	0	0	0	0	0
42	JEFFERSON	0	0	(2,500)	0	0	0	0	0	0	0	0
43	FOREST/WARREN	0	0	0	0	0	0	0	0	0	0	0
44	VENANGO	0	0	0	0	0	0	0	0	0	0	0
45	ARMSTRONG	0	0	0	0	0	0	0	0	0	0	0
46	LAWRENCE	0	0	0	0	0	0	0	0	0	0	0
47	MERCER	0	0	0	0	0	0	0	0	0	0	0
48	MONROE	0	0	0	0	0	0	0	0	0	0	0
49	CLARION	0	0	0	0	0	0	0	0	0	0	0
50	BUTLER	0	0	0	0	0	0	(1,500)	0	0	0	0
51	POTTER	0	(5,000)	0	0	0	0	0	0	0	0	0
52	WAYNE	0	0	0	0	0	0	0	0	0	0	0
	TOTALS	0	(2,500)	(56,441)	0	(2,500)	0	0	0	0	0	(80,000)

CHANGE NO. 2
OTHER FUNDS
FY 2016-17

	(13)	(14)	(15)	(16)	(17)	(18)	(19)	(20)	(21)	(22)	TOTAL
	Block Grant Supplement	Apprise M-SHIP 10-Keys	DCW of the Year	Apprise M-SHIP Perf.	Apprise MIPPA-AAA	Apprise MIPPA-ADRC	Apprise M-SHIP BDT	Apprise M-SHIP PHLP	Apprise M-SHIP Pilot	Apprise M-SHIP PCC	OTHER
01	ERIE	0	1,500	0	3,000	5,896	0	0	0	0	10,396
02	CRAWFORD	95,000	0	0	3,000	2,927	13,923	0	23,338	4,670	142,858
03	CAM/ELK/MCKEAN	178,688	0	0	3,000	2,794	0	0	0	0	184,482
04	BEAVER	180,000	0	0	3,000	5,016	0	0	0	0	188,016
05	INDIANA	12,500	0	0	3,000	2,832	0	0	0	0	18,332
06	ALLEGHENY	0	0	0	3,000	29,144	0	0	0	0	32,144
07	WESTMORELAND	0	0	0	5,000	10,385	15,236	0	25,560	5,110	61,290
08	WASH/FAY/GREENE	0	0	0	0	12,444	41,471	52,000	68,541	13,910	189,366
09	SOMERSET	599,095	0	0	3,000	3,186	14,519	0	24,344	4,870	653,014
10	CAMBRIA	160,000	0	0	0	4,672	0	0	0	0	164,672
11	BLAIR	6,000	0	0	3,000	3,347	0	0	0	0	(39,474)
12	BED/FULT/HUNT	100,000	0	0	3,000	4,164	0	0	0	0	107,164
13	CENTRE	180,000	0	0	3,000	2,949	0	0	0	0	185,949
14	LYCOM/CLINTON	0	0	0	0	4,403	0	0	0	0	(45,597)
15	COLUM/MONT	10,000	0	0	0	2,457	0	0	0	0	12,457
16	NORTHUMBERLAND	0	0	0	3,000	3,009	0	0	0	0	6,009
17	UNION/SNYDER	75,000	0	0	3,000	2,236	19,290	0	32,343	6,470	138,339
18	MIFF/JUNIATA	90,000	2,351	0	3,000	2,503	0	0	0	0	97,854
19	FRANKLIN	0	0	0	3,000	3,902	0	0	0	0	6,902
20	ADAMS	15,000	0	0	3,000	2,620	0	0	0	0	20,620
21	CUMBERLAND	250,000	0	0	3,000	4,901	30,351	0	50,878	10,180	349,310
22	PERRY	250,000	0	0	3,000	1,326	0	0	0	0	254,326
23	DAUPHIN	0	0	0	3,000	5,475	0	0	0	0	8,475
24	LEBANON	50,000	0	0	3,000	3,196	0	0	0	0	56,196
25	YORK	0	0	0	3,000	8,617	0	0	0	0	11,617
26	LANCASTER	0	0	0	3,000	10,289	23,315	0	39,094	7,820	83,518
27	CHESTER	0	0	0	3,000	8,455	0	0	0	0	11,455
28	MONTGOMERY	292,229	0	0	0	14,931	0	0	0	0	307,160
29	BUCKS	0	0	0	3,000	11,001	34,405	0	57,709	11,540	117,655
30	DELAWARE	0	0	0	0	10,995	0	0	0	0	10,995
31	PHILADELPHIA	300,000	0	0	0	35,592	42,992	0	72,185	14,420	465,189
32	BERKS	0	0	0	3,000	8,898	0	0	0	0	11,898
33	LEHIGH	44,618	0	0	3,000	6,848	13,059	0	21,884	4,380	93,789
34	NORTHAMPTON	250,000	0	0	3,000	6,194	0	0	0	0	259,194
35	PIKE	28,280	0	0	3,000	1,886	0	0	0	0	33,166
36	B/S/SIT	119,000	0	0	3,000	5,804	6,201	0	10,390	2,080	146,475
37	LUZERNE/WYOMING	425,000	0	0	3,000	9,596	0	0	0	0	437,596
38	LACKAWANNA	0	0	0	3,000	5,609	0	0	0	0	8,609
39	CARBON	27,000	0	0	3,000	2,021	16,100	0	26,985	5,400	50,506
40	SCHUYLKILL	0	0	0	3,000	4,784	0	0	0	0	50,488
41	CLEARFIELD	303,731	0	0	3,000	2,711	7,692	47,324	12,893	2,580	332,607
42	JEFFERSON	50,000	0	0	3,000	1,698	0	0	0	0	52,198
43	FOREST/WARREN	161,422	0	0	3,000	1,605	0	0	0	0	166,027
44	VENANGO	20,000	0	0	3,000	1,878	0	0	0	0	24,878
45	ARMSTRONG	0	0	0	0	2,613	0	0	0	0	2,613
46	LAWRENCE	0	0	0	0	3,036	0	0	0	0	3,036
47	MERCER	0	0	0	3,000	3,958	0	0	0	0	6,958
48	MONROE	40,000	0	0	0	3,884	0	0	0	0	43,884
49	CLARION	25,000	0	0	0	1,541	0	0	0	0	25,041
50	BUTLER	104,092	0	0	0	4,695	11,210	0	18,825	3,760	142,582
51	POTTER	25,000	0	0	3,000	802	0	0	0	0	23,802
52	WAYNE	50,000	0	0	3,000	2,078	8,378	0	14,031	2,810	80,297
	TOTALS	4,516,655	3,851	0	122,000	307,303	298,141	52,000	500,000	100,000	5,805,833

AMENDMENT NO. 2
OTHER FUNDS
FY 2016-17

	(1) Ombudsman ROC	(2) Ombudsman Volunteers	(3) Apprise Reg. Staff	(4) Apprise BHC	(5) Apprise Telecenters	(6) Apprise PHLP	(7) Apprise Performance	(8) Apprise BRAVO Awards	(9) Apprise Additional Base	(10) Apprise Vol. Led Trng.	(11) 0.00 SNHT	(12) OPTIONS Services
01	ERIE	0	12,340	0	0	0	3,000	0	3,000	0	0	391,871
02	CRAWFORD	272,755	12,750	0	0	0	3,000	0	3,000	0	0	404,088
03	CAM/JELK/MCKEAN	0	8,650	0	0	0	3,000	0	3,000	0	0	312,841
04	BEAVER	0	12,340	0	0	0	0	0	3,000	0	0	418,134
05	INDIANA	0	9,880	0	0	0	3,000	0	3,000	0	0	438,640
06	ALLEGHENY	0	21,000	0	15,000	0	3,000	0	3,000	0	0	1,496,999
07	WESTMORELAND	0	11,110	0	15,000	0	0	0	3,000	0	0	754,596
08	WASH/FAY/GREENE	0	20,540	86,175	0	52,000	0	5,000	3,000	0	0	601,984
09	SOMERSET	0	6,230	0	0	0	0	5,000	4,500	0	0	696,406
10	CAMBRIA	0	13,980	0	0	0	0	0	3,000	0	0	358,494
11	BLAIR	0	6,190	161,271	15,000	0	3,000	5,000	3,000	200,000	0	183,294
12	BED/FULT/HUNT	0	7,420	0	0	0	3,000	0	3,000	0	0	460,156
13	CENTRE	0	20,950	0	15,000	0	3,000	0	3,000	0	0	335,387
14	LYCOM/CLINTON	0	21,000	0	0	0	0	0	3,000	0	0	394,398
15	COLLUM/MONT	0	18,080	0	0	0	3,000	0	3,000	0	0	535,668
16	NORTHUMBERLAND	0	9,060	0	0	0	0	0	3,000	0	0	261,510
17	UNION/SNYDER	0	7,010	0	0	0	6,000	0	3,000	0	0	496,055
18	MIFF/JUNIATA	0	12,340	0	0	0	3,000	0	3,000	0	0	416,786
19	FRANKLIN	0	9,060	0	0	0	0	0	3,000	0	0	406,922
20	ADAMS	0	8,650	0	0	0	3,000	0	3,000	0	0	314,230
21	CUMBERLAND	0	13,570	0	0	0	0	0	3,000	0	0	433,706
22	PERRY	0	3,320	0	0	0	3,000	0	3,000	0	0	265,744
23	DAUPHIN	0	5,780	0	0	0	0	0	3,000	0	0	129,041
24	LEBANON	0	7,830	0	0	0	3,000	0	3,000	0	0	714,652
25	YORK	0	9,880	0	0	0	3,000	5,000	3,000	2,000	0	1,330,012
26	LANCASTER	0	7,010	0	0	0	0	0	3,000	0	0	1,371,817
27	CHESTER	0	11,930	0	0	0	3,000	0	3,000	0	0	644,864
28	MONTGOMERY	0	18,490	0	0	0	0	0	3,000	0	0	1,974,940
29	BUCKS	0	4,140	0	0	0	0	0	3,000	0	0	982,342
30	DELAWARE	0	16,440	0	15,000	0	0	0	3,000	0	0	1,162,566
31	PHILADELPHIA	0	21,000	0	30,000	0	3,000	0	3,000	0	0	1,946,696
32	BERKS	0	15,210	0	15,000	0	3,000	0	3,000	2,000	0	805,815
33	LEHIGH	0	4,960	0	0	0	0	0	3,000	0	0	631,748
34	NORTHAMPTON	0	6,600	0	0	0	0	0	3,000	0	0	745,346
35	PIKE	0	4,960	0	0	0	3,000	0	3,000	0	0	219,730
36	B/S/S/T	0	21,000	0	0	0	12,000	0	3,000	0	0	790,021
37	LUZERNE/WYOMING	0	21,000	0	0	0	3,000	0	3,000	0	0	191,216
38	LACKAWANNA	0	21,000	0	15,000	0	3,000	5,000	3,000	2,000	0	491,125
39	CARBON	0	6,190	0	0	0	3,000	0	3,000	0	0	191,607
40	SCHUYLKILL	0	21,000	89,171	30,000	118,575	3,000	5,000	3,000	0	0	103,461
41	CLEARFIELD	0	18,080	0	15,000	0	3,000	0	3,000	0	0	387,856
42	JEFFERSON	0	17,260	0	12,500	0	3,000	0	3,000	0	0	152,812
43	FOREST/WARREN	0	4,960	0	0	0	0	0	3,000	0	0	184,943
44	VENANGO	0	18,080	0	0	0	0	0	3,000	0	0	293,954
45	ARMSTRONG	0	5,370	0	0	0	3,000	0	3,000	0	0	323,584
46	LAWRENCE	0	5,370	0	0	0	3,000	0	3,000	0	0	299,612
47	MERCER	0	9,470	0	0	0	3,000	0	3,000	0	0	415,856
48	MONROE	0	9,060	0	0	0	0	0	3,000	0	0	643,819
49	CLARION	0	5,370	0	0	0	3,000	0	1,500	0	0	228,178
50	BUTLER	0	9,470	0	0	0	0	0	3,000	0	0	543,340
51	POTTER	83,880	7,750	0	0	0	5,000	0	3,000	0	0	110,025
52	WAYNE	0	5,370	0	0	0	0	0	3,000	0	0	725,466
TOTALS												
	356,635	605,500	336,617	118,575	192,500	52,000	107,000	30,000	156,000	6,000	200,000	29,114,353

AMENDMENT NO. 2
OTHER FUNDS
FY 2016-17

	(13)	(14)	(15)	(16)	(17)	(18)	(19)	(20)	(21)	(22)	TOTAL
	Block Grant Supplement	i-SHIP 10-Key	DCW of the Year	M-SHIP Perf.	MIPPA-AAA	MIPPA-ADRC	M-SHIP BDT	M-SHIP PHLP	M-SHIP Pilot	Apprise M-SHIP PCC	OTHER
01	90,598	1,500	0	3,000	5,896	0	0	0	0	0	511,205
02	134,593	1,000	0	3,000	2,927	13,923	0	0	23,338	4,670	879,044
03	219,004	0	0	3,000	2,794	0	0	0	0	0	552,289
04	249,534	0	0	3,000	5,016	0	0	0	0	0	691,024
05	50,894	0	0	3,000	2,832	0	0	0	0	0	511,246
06	586,498	0	300	3,000	29,144	0	0	0	0	0	2,157,941
07	160,209	0	0	5,000	10,385	15,235	0	0	25,560	5,110	1,005,205
08	186,776	0	0	0	12,444	41,471	0	52,000	69,541	13,910	1,144,841
09	647,199	0	0	3,000	3,186	14,519	0	0	24,344	4,870	1,409,254
10	242,039	0	0	0	4,672	0	0	0	0	0	622,185
11	61,337	0	0	3,000	3,347	0	0	0	0	0	644,439
12	160,084	0	0	3,000	4,164	0	0	0	0	0	640,824
13	207,973	0	0	3,000	2,649	0	0	0	0	0	590,959
14	61,641	0	0	0	4,403	0	0	0	0	0	484,442
15	43,815	1,000	0	0	2,457	0	0	0	0	0	607,020
16	58,445	0	0	3,000	3,009	0	0	0	0	0	338,024
17	101,337	0	0	3,000	2,236	19,290	0	0	32,343	6,470	676,741
18	126,241	2,351	0	3,000	2,503	0	0	0	0	0	569,221
19	44,283	0	0	3,000	3,902	0	0	0	0	0	470,167
20	42,356	0	0	3,000	2,620	0	0	0	0	0	376,856
21	297,197	500	0	3,000	4,901	30,351	0	0	50,878	10,180	847,283
22	265,185	0	0	3,000	1,326	0	0	0	0	0	544,575
23	94,315	0	0	3,000	5,475	0	0	0	0	0	240,611
24	88,885	0	0	3,000	3,196	0	0	0	0	0	823,563
25	108,682	1,500	0	3,000	8,617	0	0	0	0	0	1,474,691
26	116,160	0	0	3,000	10,289	23,315	0	0	39,094	7,820	1,581,505
27	70,176	0	0	3,000	8,455	0	0	0	0	0	744,425
28	464,164	0	0	0	14,931	0	0	0	0	0	2,475,525
29	106,902	0	0	3,000	11,001	34,405	0	0	57,709	11,540	1,214,039
30	172,328	0	0	0	10,995	0	0	0	0	0	1,360,329
31	1,413,574	0	0	0	35,592	42,992	0	0	72,185	14,420	3,582,459
32	122,665	0	0	3,000	8,898	0	0	0	0	0	978,588
33	131,312	2,500	0	3,000	6,848	13,059	0	0	21,884	4,380	822,691
34	331,074	0	0	3,000	6,194	0	0	0	0	0	1,095,214
35	43,318	0	0	3,000	1,886	0	0	0	0	0	278,894
36	201,094	2,000	0	3,000	5,804	6,201	0	0	10,390	2,080	1,056,590
37	608,179	1,000	0	3,000	9,596	0	0	0	0	0	839,991
38	104,323	1,000	0	3,000	5,609	0	0	0	0	0	654,057
39	51,576	0	0	3,000	2,021	16,100	0	0	26,985	5,400	308,879
40	99,112	0	0	3,000	4,784	0	47,324	0	0	0	527,427
41	349,649	0	0	3,000	2,711	7,692	0	0	12,893	2,580	805,461
42	73,872	500	0	3,000	1,698	0	0	0	0	0	267,642
43	179,916	0	0	3,000	1,605	0	0	0	0	0	377,424
44	46,505	0	0	3,000	1,878	0	0	0	0	0	366,417
45	38,732	500	0	3,000	2,613	0	0	0	0	0	376,799
46	40,053	500	0	0	3,036	0	0	0	0	0	354,571
47	45,255	0	0	3,000	3,958	0	0	0	0	0	483,539
48	72,404	1,000	0	0	3,684	0	0	0	0	0	732,967
49	43,039	0	0	0	1,541	0	0	0	0	0	282,628
50	151,728	0	0	0	4,695	11,210	0	0	18,825	3,760	746,028
51	35,946	0	0	3,000	802	0	0	0	0	0	249,403
52	74,479	0	0	3,000	2,078	8,378	0	0	14,031	2,810	838,612
TOTALS	9,516,655	16,851	300	122,000	307,303	298,141	47,324	52,000	500,000	100,000	42,235,784

In-Home Service Parameter Calculation

	IN-HOME PARAMETER 50.00%	REGULAR BLOCK GRANT	CAREGIVER SUPPORT	FED. CAREGIVER SUPPORT	NSIP	OPTIONS Services	Block Grant Supplement	TOTAL ALL FUNDS
01 ERIE	3,133,490	4,411,598	117,006	134,766	76,644	391,871	90,598	5,222,483
02 CRAWFORD	1,732,936	2,137,845	89,962	47,648	74,091	404,088	134,593	2,888,227
03 CAMELK/MCK	1,709,716	2,104,494	104,962	69,557	39,238	312,841	219,004	2,849,526
04 BEAVER	2,605,785	3,472,660	90,519	86,400	25,738	418,134	249,534	4,342,975
05 INDIANA	1,577,110	1,949,787	67,832	65,877	55,486	438,640	50,894	2,628,516
06 ALLEGHENY	20,878,075	29,841,874	1,027,359	1,027,359	486,131	1,496,999	586,498	34,463,459
07 WESTMORELAND	5,598,874	7,750,368	279,704	249,205	137,375	754,596	160,209	9,331,457
08 WASH/FAY/GRE	7,695,610	10,511,355	445,198	534,972	395,731	650,984	186,776	12,676,016
09 SOMERSET	2,403,109	2,326,690	116,606	118,926	98,355	596,406	647,199	4,005,182
10 CAMBRIA	3,071,799	4,034,624	133,780	133,780	210,385	368,494	242,039	5,119,665
11 BLAIR	1,987,199	2,763,377	85,560	84,683	133,748	183,294	61,337	3,311,999
12 BEDFORD/H	2,426,444	3,121,983	120,022	106,084	75,744	460,156	160,084	4,044,073
13 CENTRE	1,219,945	1,381,274	33,849	27,099	47,659	335,387	207,973	2,033,241
14 LYCOM/CLINTON	2,354,218	3,159,609	110,392	98,452	99,204	394,398	61,641	3,923,696
15 COLUM/MONT	1,509,275	1,789,613	66,474	53,326	26,563	535,668	43,815	2,515,439
16 NTHUMBERLAND	2,133,701	2,955,045	122,953	109,123	49,092	261,510	58,445	3,556,168
17 UNION/SNYDER	1,214,848	1,295,880	41,818	54,788	34,868	496,055	101,337	2,024,746
18 MIFF/JUNIATA	1,539,053	1,827,966	64,859	74,111	55,125	416,786	126,241	2,565,088
19 FRANKLIN	1,818,178	2,366,382	67,393	71,131	74,185	406,922	44,283	3,030,296
20 ADAMS	1,043,904	1,263,446	39,383	47,448	32,977	314,230	42,356	1,739,840
21 CUMBERLAND	1,892,089	2,273,659	68,733	54,284	25,902	433,706	297,197	3,153,481
22 PERRY	818,961	767,004	19,044	17,991	29,967	265,744	265,185	1,364,935
23 DAUPHIN	3,081,343	4,488,392	171,730	125,176	93,585	129,041	94,315	5,102,238
24 LEBANON	1,758,316	1,934,714	66,043	56,539	69,694	714,652	88,885	2,930,527
25 YORK	3,971,365	4,578,360	199,228	133,054	269,606	1,330,012	108,682	6,618,942
26 LANCASTER	4,511,696	5,609,366	173,436	164,965	83,730	1,371,817	116,160	7,519,494
27 CHESTER	2,823,620	3,766,491	86,064	66,312	72,126	644,864	70,176	4,706,033
28 MONTGOMERY	6,774,451	8,212,898	177,021	179,245	282,483	1,974,940	464,164	11,290,761
29 DELAWARE	4,044,955	5,247,058	155,142	148,346	101,801	982,342	106,902	6,741,591
30 BUCKS	6,040,524	8,091,925	278,240	230,814	131,833	1,162,566	172,328	10,067,706
31 PHILADELPHIA	38,668,564	56,025,883	1,702,584	2,431,642	927,228	1,946,696	1,413,574	64,447,607
32 BERKS	4,523,236	6,004,464	235,166	196,533	174,063	805,815	122,665	7,538,726
33 LEHIGH	3,419,545	4,654,532	129,345	96,872	55,433	631,748	131,312	5,699,242
34 NORTHAMPTON	3,314,896	4,087,354	128,486	127,099	105,468	745,346	331,074	5,524,827
35 PIKE	629,048	714,453	25,399	18,229	27,284	219,730	43,318	1,048,413
36 TIOGA/BIS/S	3,207,033	3,993,199	105,885	121,248	133,608	790,021	201,094	5,345,055
37 LUZERNE/WYO	6,616,377	9,360,224	343,992	282,547	241,137	191,216	608,179	11,027,295
38 LACKAWANNA	3,840,841	5,223,495	202,907	231,866	147,685	491,125	104,323	6,401,401
39 CARBON	926,645	1,185,509	44,213	39,403	32,101	191,607	51,576	1,544,409
40 SCHUYLKILL	3,108,412	4,568,989	181,495	156,510	71,120	103,461	99,112	5,180,687
41 CLEARFIELD	1,954,669	2,229,563	79,676	76,522	134,496	387,866	349,649	3,257,782
42 JEFFERSON	997,394	1,281,851	59,466	59,466	42,713	152,812	73,872	1,662,323
43 FORESTWARREN	892,163	1,026,619	34,269	30,176	31,016	184,943	179,916	1,486,939
44 VENANGO	1,054,834	1,267,563	46,574	55,242	46,218	293,954	46,505	1,758,056
45 ARMSTRONG	1,548,805	1,994,604	75,493	62,026	86,902	323,584	38,732	2,581,341
46 LAWRENCE	1,601,924	2,116,483	79,407	65,793	68,525	299,612	40,053	2,669,873
47 MERCER	1,790,990	2,322,893	60,316	73,331	50,865	415,856	45,255	2,968,316
48 MONROE	1,507,652	1,655,963	41,961	48,911	49,695	643,819	72,404	2,512,753
49 CLARION	811,057	954,686	32,868	112,372	41,739	228,178	43,039	1,351,762
50 BUTLER	2,109,905	2,546,870	104,331	112,372	57,867	543,340	151,728	3,516,508
51 POTTER	473,851	589,962	19,044	18,017	16,758	110,025	35,946	789,752
52 WAYNE	1,272,727	1,178,872	35,500	38,682	69,213	725,466	74,479	2,121,212
TOTAL	187,321,258	250,419,816	8,386,064	8,765,199	6,000,000	29,114,353	9,516,655	312,202,089

In home parameter